

robot coupe

"The Inventor & World Leader in Food Processors"


Turbo Range Power Mixers



- More Power (40% increase over original models), More Torque, More Labor Savings.
- Patented removable bell and knife assembly that easily disassembles for unmatched sanitation.
- 9 different models to choose from: MP350 Turbo, MP350 Turbo VV, MP350 Turbo Combi, MP450 Turbo, MP450 Turbo VV, MP450 Turbo Combi, MP450 Turbo FW, MP550 Turbo, MP600 Turbo.
- All models have ergonomically designed handles to reduce operator fatigue, on-off control button on regular models and variable speed control on VV models with lock feature, splash guards, watertight seals, and stainless steel wall support for convenience.
- All metal gear boxes (industry exclusive) on combination and whisk models.
- 1 year "no hassle" replacement warranty.



TURBO RANGE POWER MIXERS are ideal for liquefying soups, sauces, pureeing fruits/ vegetables and preparing the smoothest of pates in just minutes!!!



Robot Coupe U.S.A., Inc.
P.O. Box 16625
Jackson, MS 39236-6625
1-800-824-1646 • (601) 898-8411
FAX: (601) 898-9134
www.robotcoupeusa.com • e-mail: info@robotcoupeusa.

Specifications

SHAFT LENGTH:

ALL MP350 TURBO MODELS - 14"

ALL MP450 TURBO MODELS - 18"

MP550 TURBO - 21"

MP600 TURBO - 23"

ELECTRICAL:

ALL MP350 TURBO MODELS - 120V/60 HZ

MP450 TURBO V V AND COMBI MODELS - 120V/60 HZ

MP450TURBO FW - 120V/60 HZ

MP550 TURBO -120V/60 HZ

MP600 TURBO - 120V/60 HZ

MOTOR:

MP350 TURBO - 1 HP/660 WATTS/5.5 AMPS/12,000 RPM

MP350 TURBO V V - 1 HP/660 WATTS/5.5 AMPS/3,000 - 10,000 RPM

MP350 TURBO COMBI - 1 HP/660 WATTS/5.5 AMPS/300 - 10,000 RPM

MP450 TURBO MODELS - 1.1 HP/720 WATTS/6 AMPS/ 12,000 RPM

MP450 TURBO V V - 1.1 HP/720 WATTS/6 AMPS/3,000 - 10,000 RPM

MP450 TURBO COMBI - 1.1 HP/720 WATTS/6 AMPS/300 - 10,000 RPM

MP450 TURBO FW - 1.1 HP/6720WATTS/6 AMPS/250 - 1,500 RPM

MP550 TURBO - 1.2 HP/840 WATTS/7 AMPS/12,000 RPM

MP600 TURBO - 1.5 HP/920 WATTS/7.7 AMPS/12,000 RPM

SWITCHING:

ON/OFF CONTROL BUTTON ON REGULAR MODELS, VARIABLE SPEED CONTROL ON VV MODELS, LOCK BUTTON FOR CONTINUOUS OPERATION, SAFETY BUTTON

PROCESSING CAPACITY:

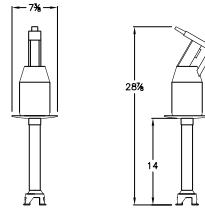
ALL MP350 TURBO MODELS - UP TO 12.5 GALLONS

ALL MP450 TURBO MODELS - UP TO 25 GALLONS

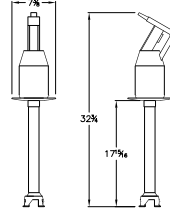
MP550 TURBO - UP TO 50 GALLONS

MP600 TURBO - UP TO 75 GALLONS

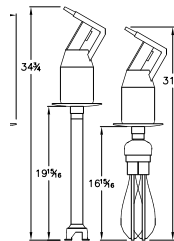
STANDARDS: ETL electrical & sanitation, cETL (Canada)



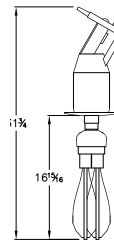
MP350 Turbo & MP350 Turbo VV



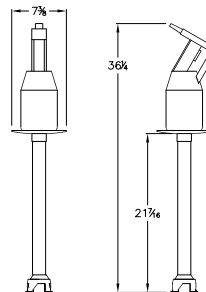
MP450 Turbo & MP450 Turbo VV



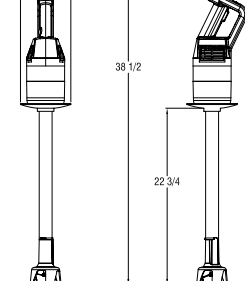
MP450 Turbo Combi



MP450 Turbo FW



MP550 Turbo



MP600 Turbo

Robot Coupe U.S.A., Inc.

P.O. Box 16625

Jackson, MS 39236-6625

1-800-824-1646

(601) 898-8411

FAX: (601) 898-9134

www.robotcoupeusa.com

e-mail: info@robotcoupeusa.com

Distributed by: