

# UNDERCOUNTER FREEZERS - Drawers

**EXCEPTIONAL 2 YEAR PARTS & LABOR WARRANTY**



**TUF-28SD-D2**



**TUF-48SD-D2**



**TUF-48SD-D4**

- Drawer pans not included.

## ≡ FEATURES & BENEFITS ≡

### ■ STAINLESS STEEL CABINET CONSTRUCTION

The Turbo Air Super Deluxe model boasts a stainless steel interior and exterior (galvanized steel back & bottom). It guarantees the utmost in cleanliness and long product life. The Super Deluxe can add a touch of style to the most refined setting.

### ■ DURABLE STAINLESS STEEL DRAWERS

Drawers are easy to clean and assemble.

### ■ HOT GAS CONDENSATE SYSTEM

Through Turbo Air's creative innovation, the condensate system surfaces have been specially treated to resist corrosion. This not only increases efficiency without the risk of refrigerant leakage from corrosion, but also prevents the overflow of condensate water.

### ■ EFFICIENT REFRIGERATION SYSTEM

Turbo Air's solid door freezers are designed with oversized and balanced (CFC Free R-404A) refrigeration systems. These include efficient evaporators and condensers for faster freezing and greater efficiency.

### ■ HIGH-DENSITY POLYURETHANE INSULATION

The entire cabinet structure and solid doors are foamed-in-place using high density, CFC free polyurethane insulation.

### ■ ERGONOMICALLY DESIGNED DOORS & DRAWERS

Customers' fatigue fades away with easy door grip and drawers that open effortlessly. These features along with self-closing doors make this the ultimate choice in customer convenience. ABS sheet door liners resist water condensation with thermal efficiency.

### ■ MAGNETIC DOOR GASKETS

Magnetic door and drawer gaskets are of one piece construction, removable without tools for ease of cleaning and replacement.

### ■ FREEZER HOLDS -5°F ~ -10°F FOR THE BEST IN FROZEN FOOD PRESERVATION

Model	Swing Door	Drawers	CU./FT.	#of Shelves	HP	AMPS	Crated Weight (lbs.)	L x D* x H† (inches)
TUF-28SD-D2	-	2	7	-	1/3	5.3	169	27 <sup>1</sup> / <sub>2</sub> x 30 x 30
TUF-48SD-D2	1	2	12	1	1/2	8.3	253	48 <sup>1</sup> / <sub>4</sub> x 30 x 30
TUF-48SD-D4	-	4	12	-	1/2	8.3	260	48 <sup>1</sup> / <sub>4</sub> x 30 x 30

\*Depth does not include 1" for rear spacers. † Height does not include 5-7/8" for caster height.

# TUF MODELS SPECIFICATIONS

ELECTRICAL DATA	TUF-28SD-D2	TUF-48SD-D2	TUF-48SD-D4
Voltage	115/60/1	115/60/1	115/60/1
Plug Type	Ⓢ NEMA-5-15P	Ⓢ NEMA-5-15P	Ⓢ NEMA-5-15P
Full Load Amperes	5.3	8.3	8.3
Compressor HP	1/3	1/2	1/2
Cord Length ft.	9	9	9
Refrigerant	R-404A	R-404A	R-404A
<b>DIMENSIONAL DATA</b>			
Net Capacity cu. ft.	7	12	12
Ext. Length Overall in.	27 1/2 (699mm)	48 1/4 (1226mm)	48 1/4 (1226mm)
Ext. Depth Overall in.*	30 (762mm)	30 (762mm)	30 (762mm)
Ext. Height Overall in.†	30 (762mm)	30 (762mm)	30 (762mm)
# of Doors	-	1	-
# of Shelves	-	1	-
Gross Weight lbs.	169	253	260
Net Weight lbs.	152	231	238

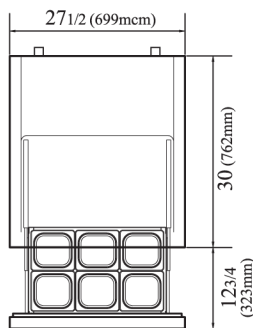
Design and specifications subject to change without notice.

Actual shipping weight may differ due to extra packing materials for product protection.

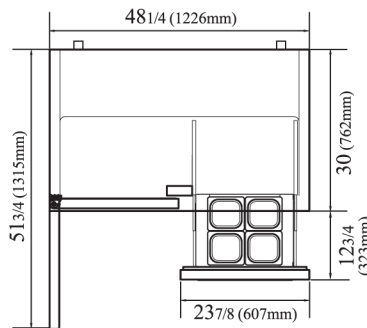
\*Depth does not include 1" for rear spacers. † Height does not include 5-7/8" for caster height.

- **WARRANTY : Exceptional 2 Year Parts and Labor Warranty  
Additional 3 Year Warranty on Compressor**

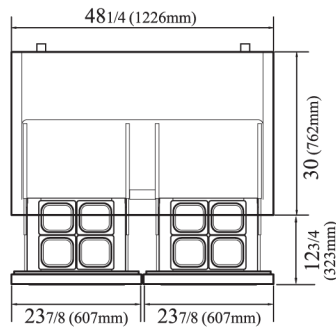
- **SELF-CONTAINED SYSTEM**
- **4" SWIVEL CASTERS**
- **2.5" DIA. CASTERS AVAILABLE (OPTIONAL)**
- **LEGS AVAILABLE FOR ALL MODELS (OPTIONAL)**



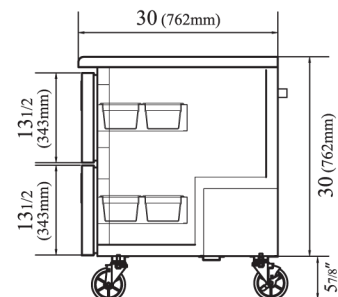
TUF-28SD-D2  
TOP VIEW



TUF-48SD-D2  
TOP VIEW



TUF-48SD-D4  
TOP VIEW



SIDE VIEW

(unit : inch)

PLAN VIEW