

# Glass Door Reach-in Refrigerators

**Stainless Steel Interior and Front  
Digitally Controlled Uniform Temperature**



**MSR-23G-1**



**MSR-49G-2**

- **DIGITAL TEMPERATURE CONTROL SYSTEM**  
Provides precise and constant temperature. This level of precision allows food products to remain fresh over an extended period of time.
- **HIGH-TECH MONITOR**  
The unit will beep if the door has been opened for more than 5 minutes. The monitor digitally displays the present temperature. You can easily change the temperature by adjusting the thermostat.
- **SELF-DIAGNOSTIC SYSTEM**  
Displays current status of the refrigerator.
- **AUTOMATIC EVAPORATOR FAN MOTOR DELAYS**  
When the door is opened.
- **EFFICIENT REFRIGERATION SYSTEM**  
Turbo Air's glass door reach-in refrigerators are designed with over-sized evaporators and condensers for faster cooling and greater efficiency.
- **BOTTOM MOUNT COMPRESSOR**  
All units feature a bottom mount compressor for energy savings, high efficiency and easy service.
- **FLUORESCENT INTERIOR LIGHTING**

- **DOUBLE PANE GLASS DOOR WITH HEAT REFLECTING FILM**
- **SELF-CLOSING AND STAY OPEN DOOR FEATURES**
- **HOLDS 33°F ~ 38°F**
- **STANDARD BACKGUARD IMPROVES AIRFLOW**
- **ADJUSTABLE, HEAVY DUTY PVC COATED WIRE SHELVES**
- **SOLID AND STURDY STAINLESS STEEL GRILLE**
- **STAINLESS STEEL INTERIOR INCLUDING TOP AND BOTTOM SURFACE**
- **FOAMED WITH POLYURETHANE, HIGH-DENSITY CELL INSULATION (CFC FREE)**
- **4" SWIVEL CASTERS (STANDARD)**
- **TRAY RACK AVAILABLE**  
All models are standard to accept full size door tray racks. Lamp shield must be removed prior to installation and re-assembled after installing racks.

- \* A certificated member of NMSDC
- \* **CEC. California Energy Commission Certificated**
- \* **MEA. City of New York Building Department Approved**



Model	Swing Door	CU./FT.	#of Shelves	HP	AMPS	Weight	L D H
MSR-23G-1	1	23	3	1/3	65	295	26.8 x 32.2 x 77.6
MSR-49G-2	2	49	6	1/2	11	416	53.9 x 32.2 x 77.6

\*Height does not include 5" for caster height.

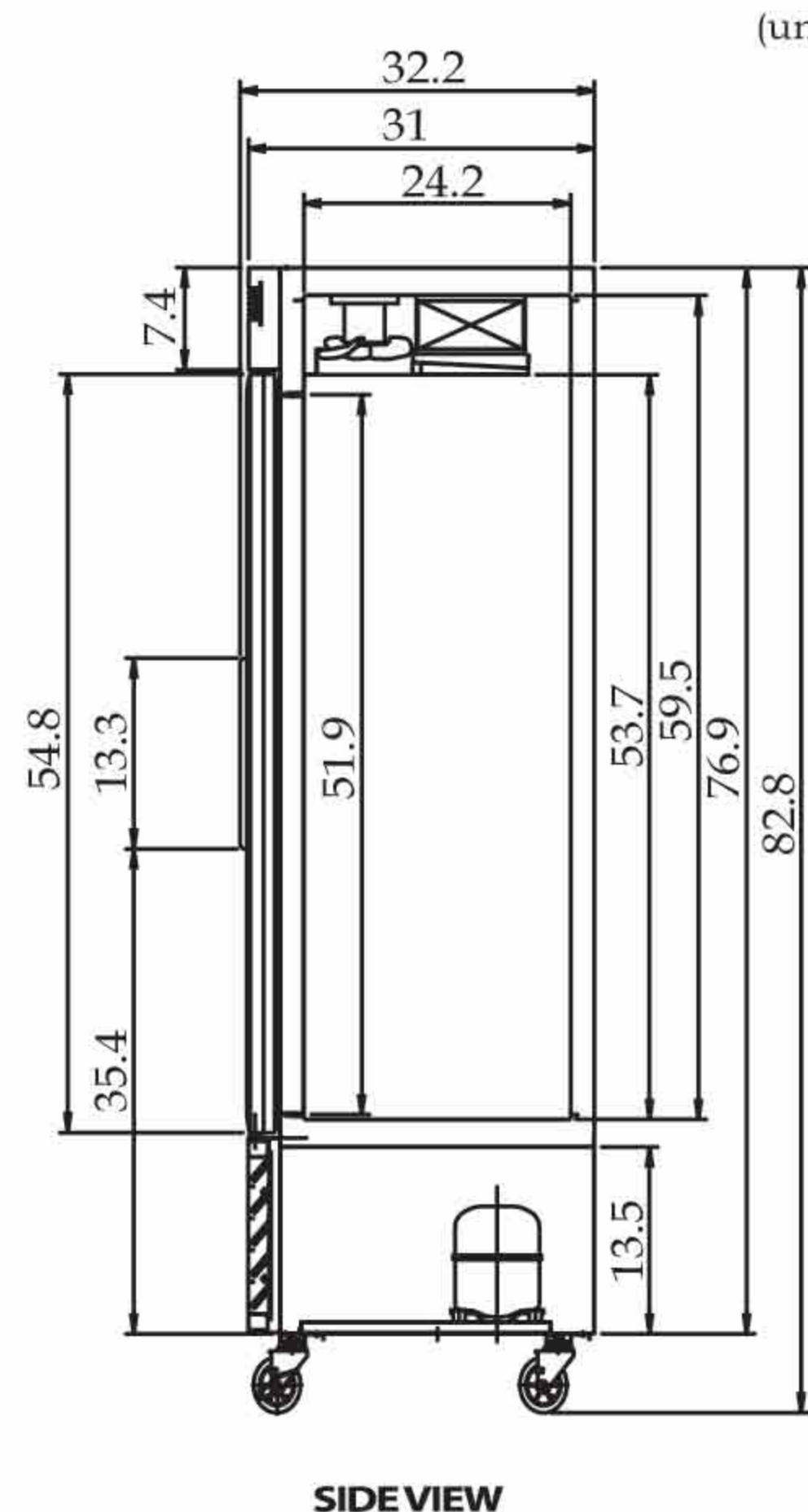
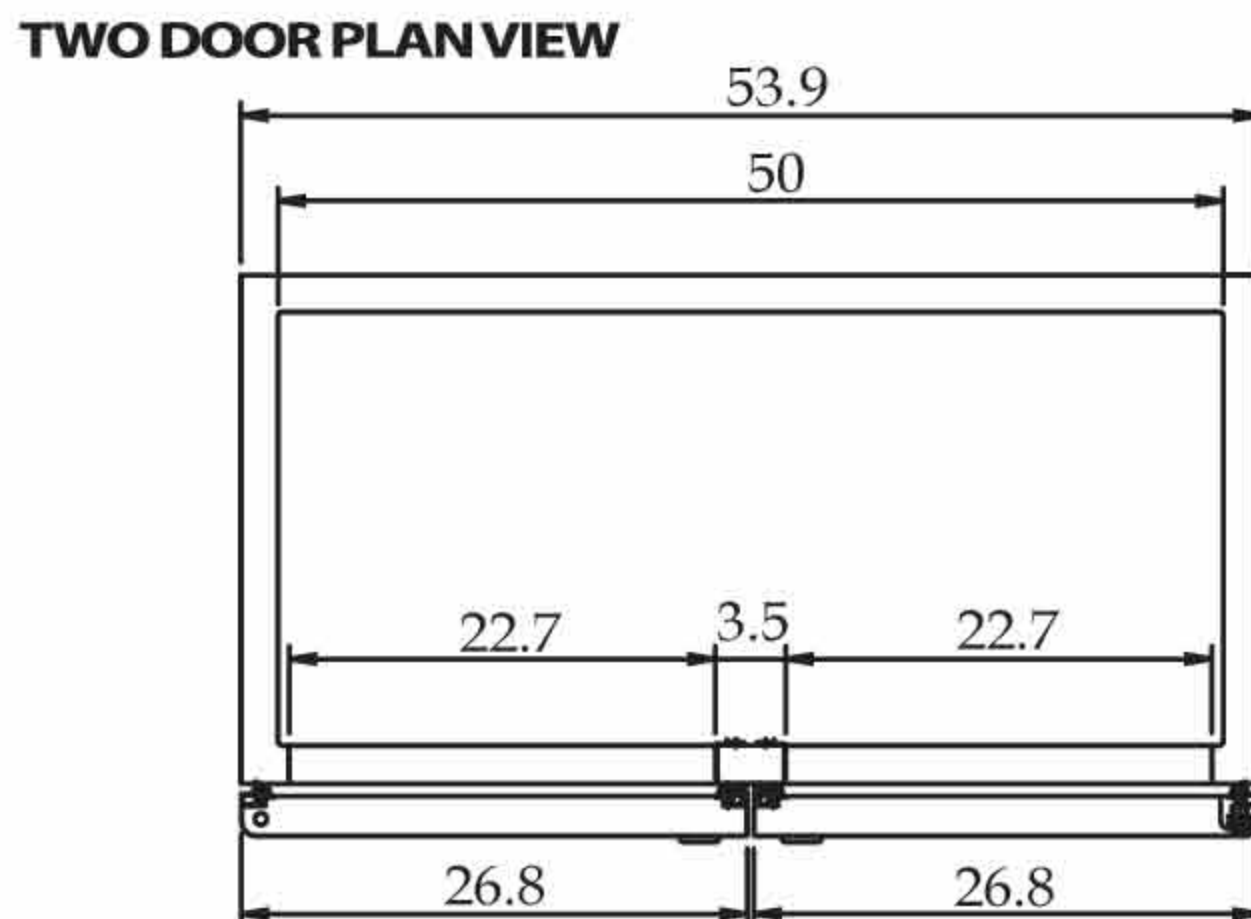
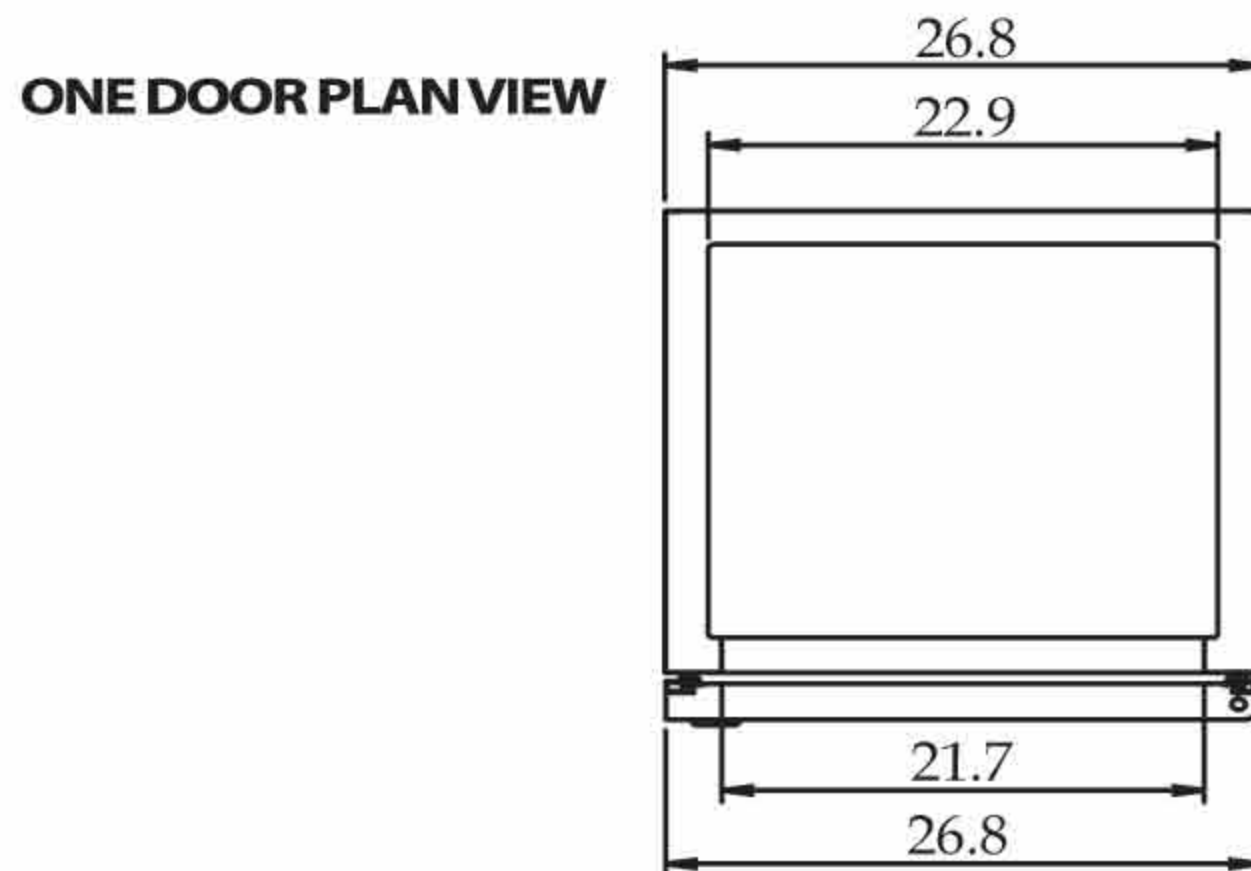


# Glass Door Reach-in Refrigerators

## CABINET INTERIOR/EXTERIOR SPECIFICATIONS

ELECTRICAL DATA	MSR-23G-1	MSR-49G-2
Voltage	115/60-1	115/60-1
Feed Wires (with ground)	3	3
Amperes	6.5 A	11 A
<b>SHIPPING DATA</b>		
Length-Crated (in)	28.3	55.5
Depth-Crated (in)	34	34
Height-Crated (in)	82.2	82.2
Volume Crated (cu.ft)	43.4	85.2
Net Weight (lbs)	295	416
Weight After Packing (lbs)	321	460
<b>DIMENSIONAL DATA</b>		
# of Doors	1	2
Cubic Feet	23	49
Rack Capacity	1	2
Length Overall (in)	26.8	53.9
Depth Overall (in)	32.2	32.2
Height Overall (in)(with caster)	82.8	82.8
Interior Dimension (LxDxH)	22.9x24.2x59.5	50x24.2x59.5
Shelf Size	22x23.1	24.3x23.1
# of Shelves	3	6

\*Design and specifications subject to change without notice.



(unit : inch)